



Consultation on Local Lettings Policy for New Build properties on the East Park Road development, East End Park

Report of Findings July 2015

1. Introduction

Over the next three years, the Council House growth programme will deliver over 1,000 new properties. The first Flats on the East Park Road site are due to be handed over in the winter 2015/16. In June 2015 Housing Leeds sent out 150 survey questionnaires collecting views and opinions from current and prospective tenants about the local lettings policy for these properties.

2.1 Survey Methodology

The survey for recording people's views about the programme was devised by the Housing Management Team within Housing Leeds. The survey was sent to a number of local residents and to a proportion of housing applicants who indicated they would like rehousing in the area.

2.2 Survey Sample

31 tenants and residents completed the consultation questionnaire.

3 REPORT FINDINGS

Respondents feel that preference for housing offers should be given to Leeds City Council tenants (90%) and other applicants (74%) with a local connection to Burmantofts and Richmond Hill Ward, who have a good tenancy record (84%). Preference should also be given to people with a disability who need adapted properties to meet their need (84%) followed by people living in overcrowded conditions or in a social housing home too big for their needs (81%). Two third of respondents feel that families living in high rise (61%) and people in employment or in training (58%) should

be given preference. 48% of respondents felt that preference should be given to members or former members of the armed forces

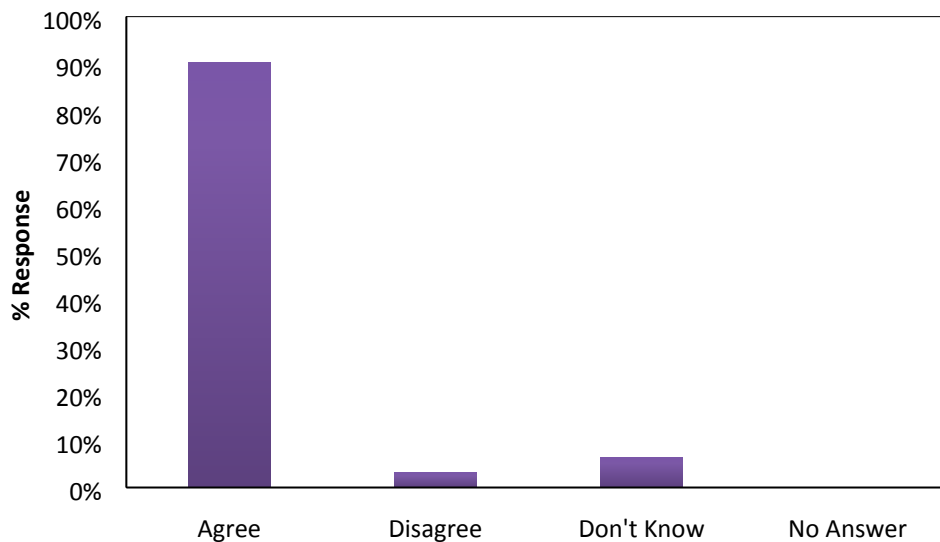
3.1 Consultation Questions

The first question ***“Do you agree that the following groups should be given preference for offers of new flats and houses (tick all that apply)”*** was broken down into 8 sections (labelled 1.a – 1.h) and participants were asked if they agreed that preference for housing should be given to certain types of applicants.

Percentages may not add up to 100% due to the effects of rounding.

1.a Leeds City Council tenants living in the Burmantofts and Richmond Hill Ward with an excellent tenancy record

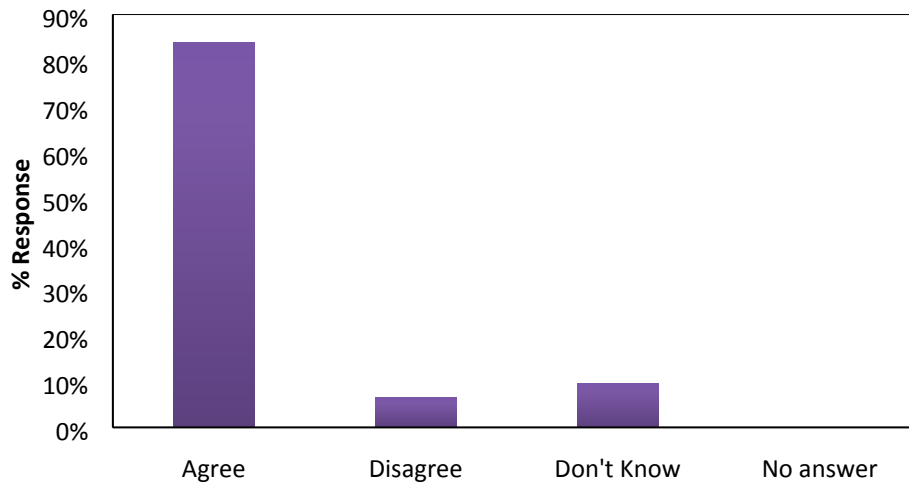
1.a LCC tenants Burmantofts and Richmond Hill) good tenancy record



	Agree	Disagree	Don't Know	No Answer
Responses	28	1	2	0
% Response	90%	3%	6%	0%

1.b Tenants and residents who have a good tenancy record

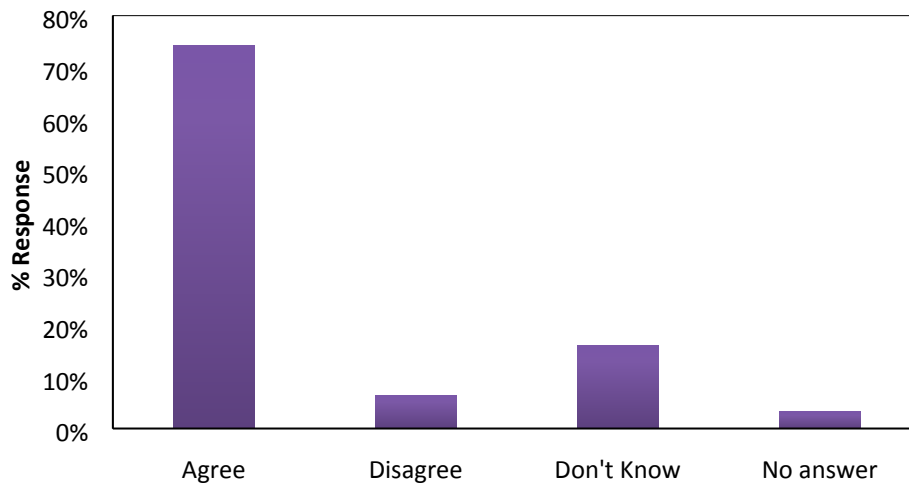
1.b People with a good tenancy record



	Agree	Disagree	Don't Know	No answer
Responses	26	2	3	0
% Response	84%	6%	10%	0%

1.c People with a local connection to the Ward area - including living, working or having close family in the area.

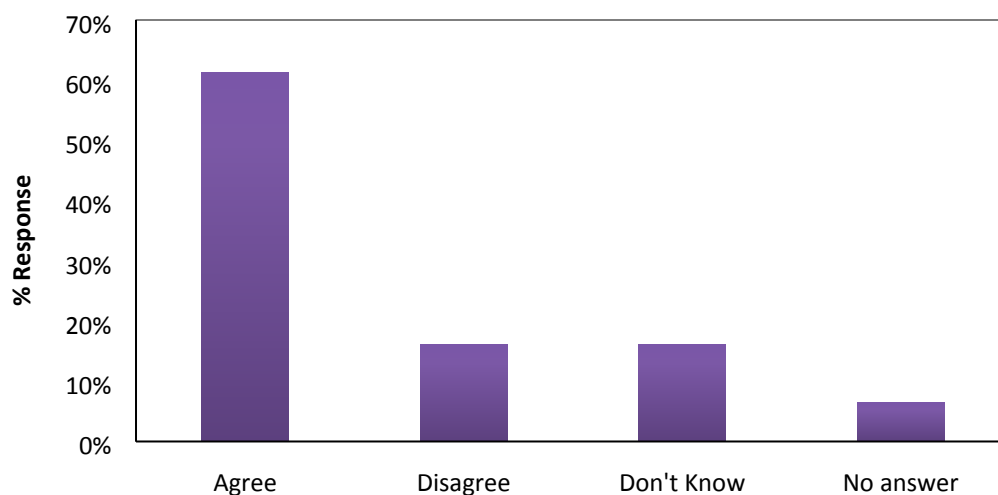
1.c People with a local connection to the Ward area



	Agree	Disagree	Don't Know	No answer
Responses	23	2	5	1
% Response	74%	6%	16%	3.2%

1.d People in employment, key workers or people in training in the area?

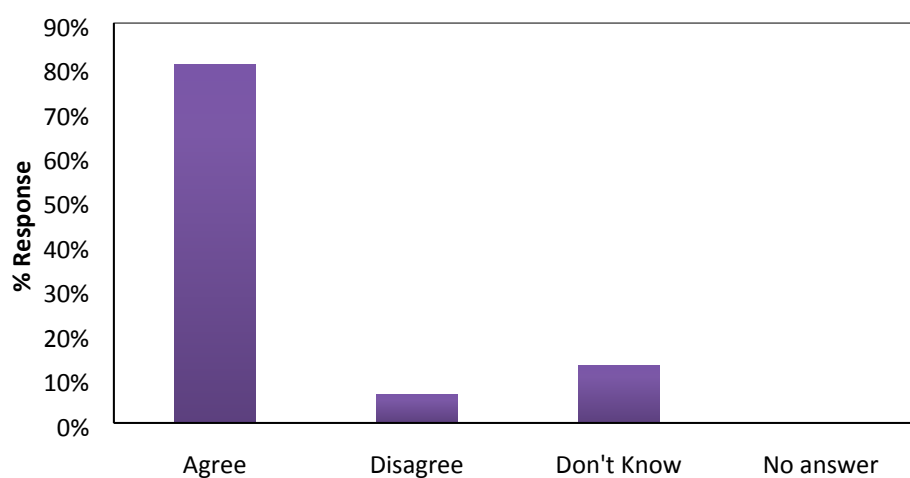
1.d People in employment, key workers or training in the area



	Agree	Disagree	Don't Know	No answer
Responses	19	5	5	2
% Response	61%	16%	16%	6%

1.e People who are living in overcrowded conditions or in a home too big for their needs?

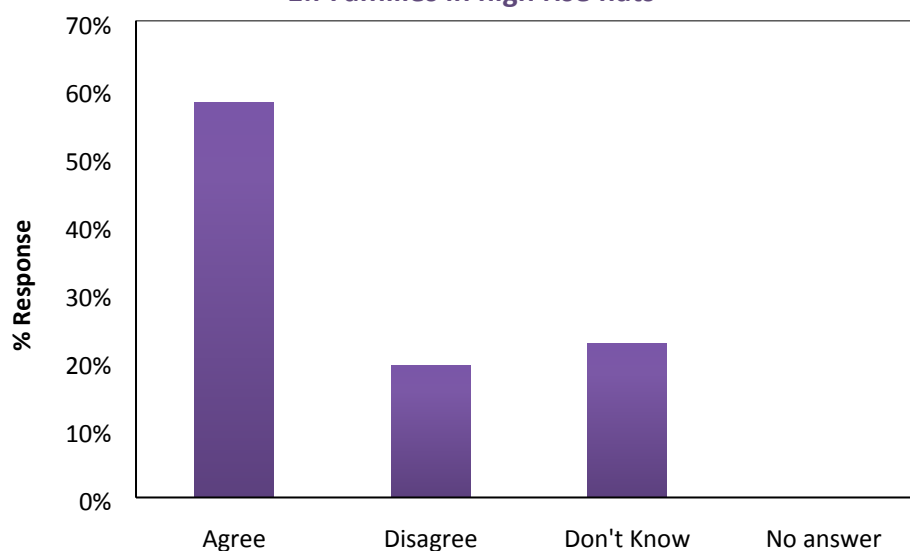
1.e People who are living in overcrowded conditions



	Agree	Disagree	Don't Know	No answer
Responses	25	2	4	0
% Response	81%	6%	13%	0%

1.f Families with dependent children who are living in high rise/ multi-storey flats?

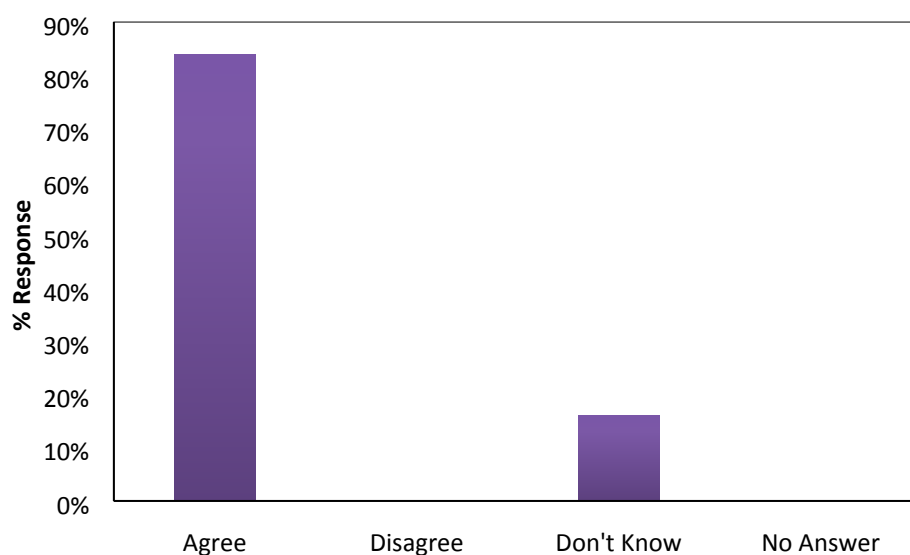
1.f Families in high rise flats



	Agree	Disagree	Don't Know	No answer
Responses	18	6	7	0
% Response	58%	19%	23%	0%

1.g Disabled people who need adapted properties to meet their needs?

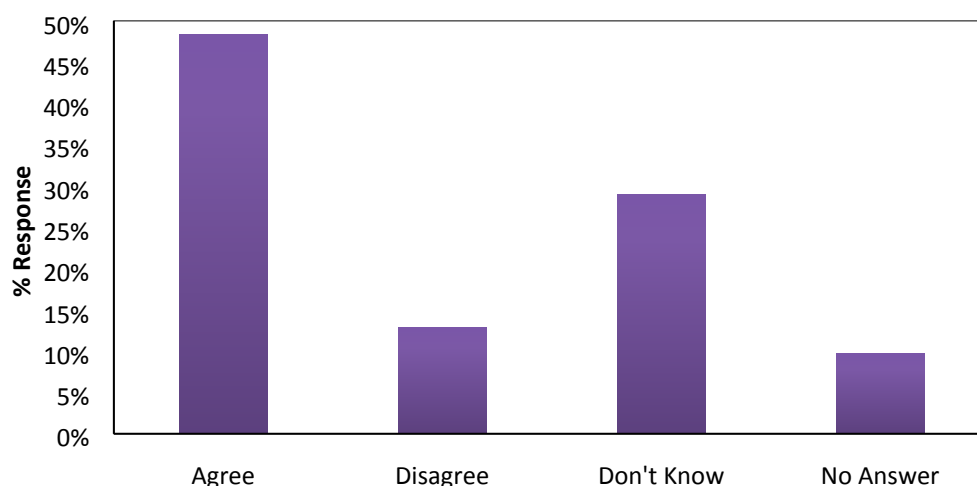
1.g Disabled people who need adapted properties



	Agree	Disagree	Don't Know	No Answer
Responses	26	0	5	0
% Response	84%	0%	16%	0%

1.h Members and former members of HM Armed Forces

1.h Members and former members of HM Armed Forces



	Agree	Disagree	Don't Know	No Answer
Responses	15	4	9	3
% Response	48%	13%	29%	10%

The next 2 parts (1.i and 1.j) asked for further comments to the same question.

1.i Other groups: Please give details –6 respondents made a written response to this question.

Responses included people who have children in a school near by, people without family in England, people who have been waiting a long time, single women and people who can't speak English

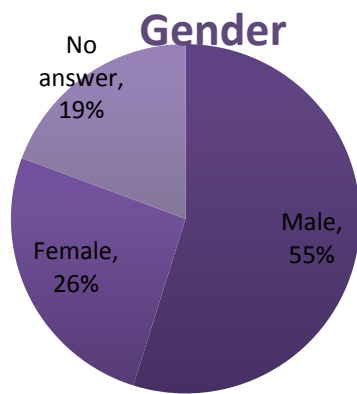
1.j Do you have any other comments? – 5 people wrote a comment in this section, most making reference to a wish for a fair process .

3.2 Equality Monitoring Questions

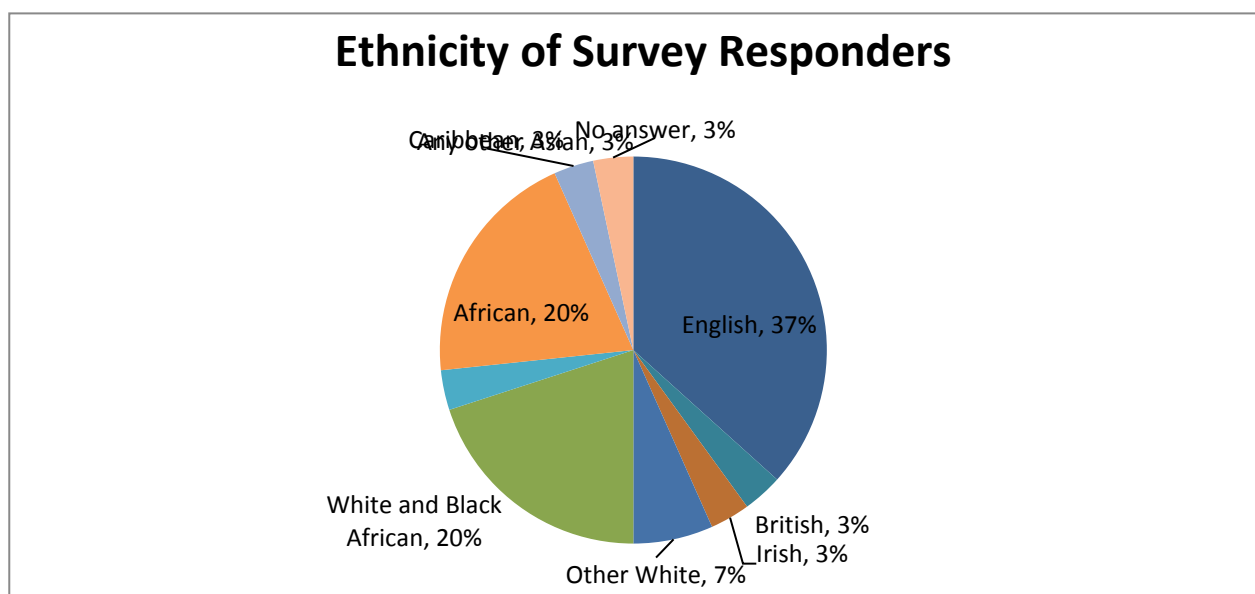
The next part of the survey focussed on equality monitoring questions including gender, ethnicity, religion, disabilities and caring responsibilities.

The breakdown of the respondents into these categories is shown below:

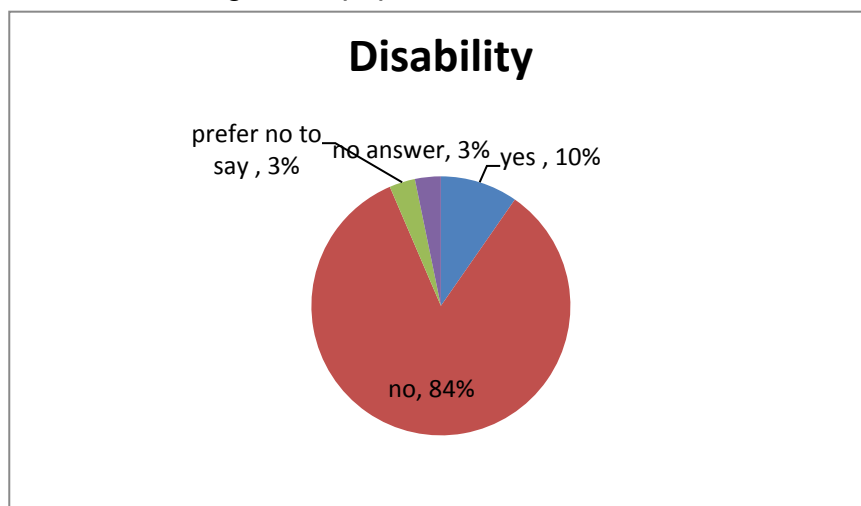
	Male	Female	No answer
Responses	17	8	6
% Response	55%	26%	19%



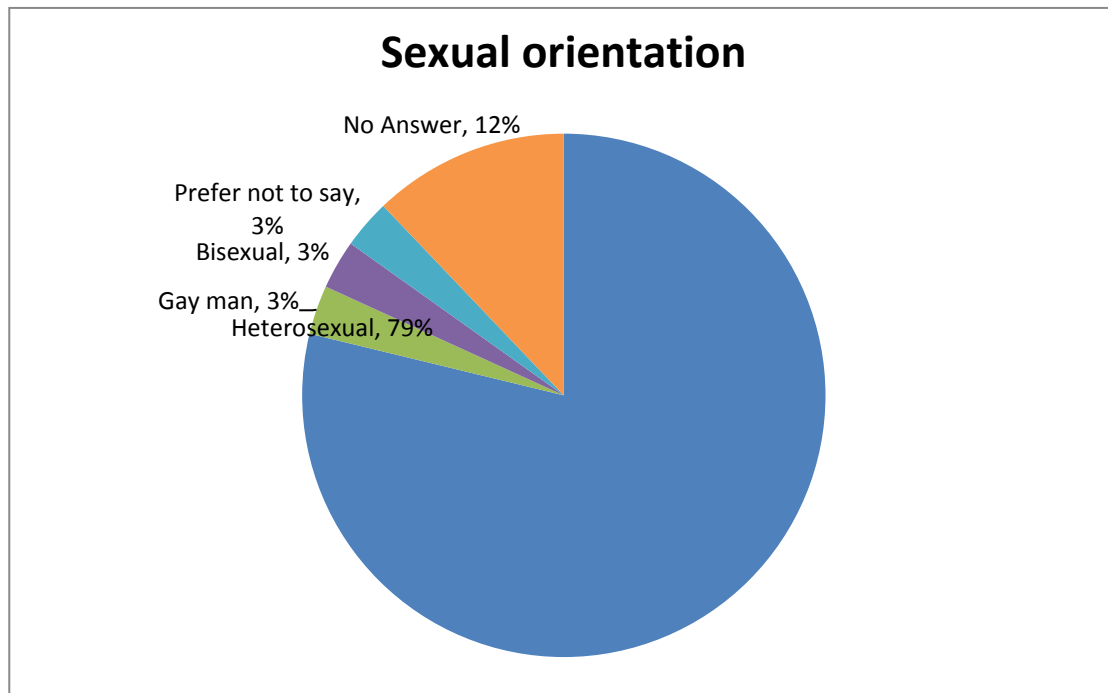
The ethnicity of those responding to the survey is shown in the chart below:



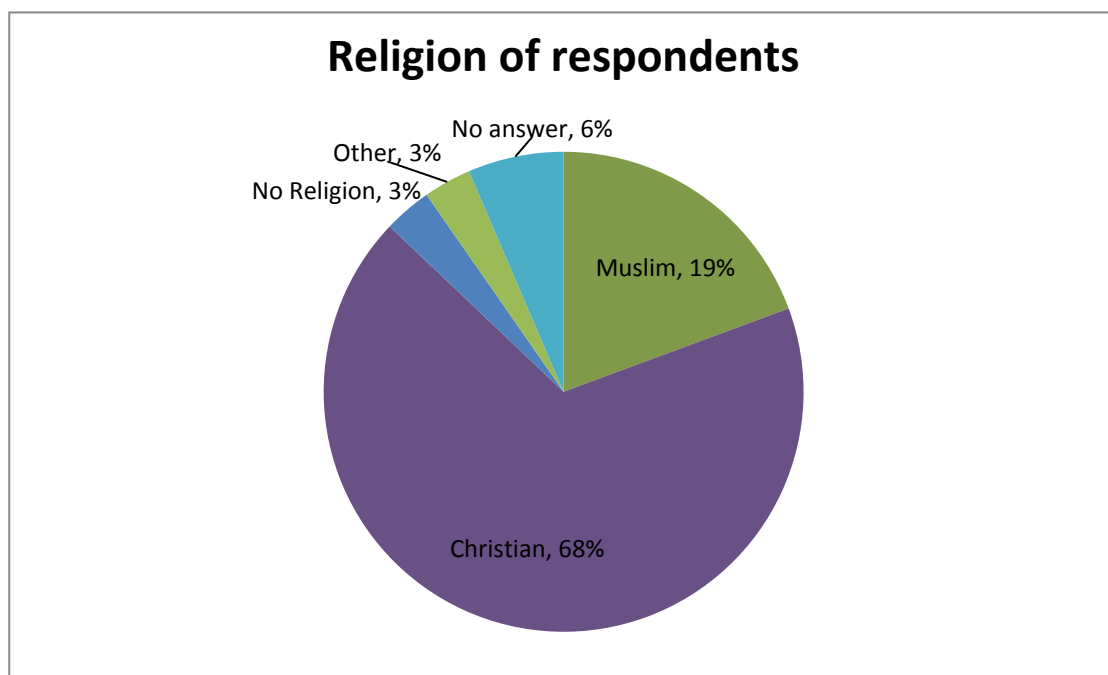
With reference to disability, 10% of those surveyed stated they had a disability. The numbers of identifying responses were low overall compared to the national average of 18% within the general population



With reference to sexual orientation the responses show that by far the highest number of respondents (79%) declared themselves as heterosexuals

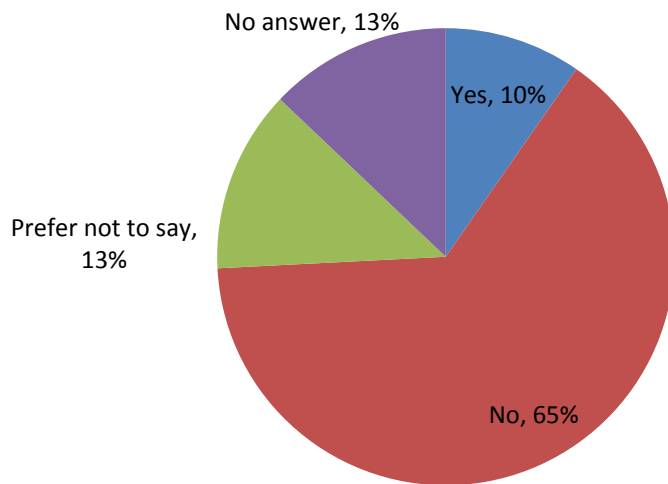


The religion of those responding to the survey is shown in the chart below:



10% of respondent considered themselves a carer

respondents considering themselves as carers



Council tenant represent 48% of respondents

The properties respondents currently live in

